

Message from the Director's Sr. Shabana Syed

I hope your families had a fun, relaxing and a safe winter break! I am looking forward to seeing what 2021 brings. As we embark into this New Year, we will be focusing on getting most of us ready for Kindergarten. I am so proud of all our little ones, and the progress they have made these past months.

I am loving your children as they grow and learn in a warm and nurturing Islamic environment. We are committed to bringing the highest quality of early childhood education and care for your children and your family.

As parents, you are making a valuable investment in your children's life by enrolling your child in our preschool. Our preschool will help double your investment not only academically but spiritually as well.

I view each child as creative, capable, and curious learners. Children learn in so many ways, and I believe that children should learn in an environment that is suitable to each child versus the classroom as a whole. The environment plays a huge role in our preschool. Children's work is always valued and displayed with documentation about the project along with conversations between the children. I take extra time observing all the children to really get to know them individually, watching for each child's interest and skill sets. Children are encouraged to listen to each other, share ideas, learn, and use problem-solving skills daily.

Thank you for allowing me to be a part of your children's growth and development. If you have any questions about your student and their readiness, please feel free to reach out to me. I feel blessed to be on this journey with you and your children.



Shabana Syed

Dates to Remember! **NO SCHOOL**

Monday, January 18 – M.L. King Day

Friday, January 29 – Upkeep Day

Kids were incredibly lucky to have author Heba Subeh read her new book, "What Did Allah Create for Me" virtually!



Building Social Emotional Skills at Home

Classrooms are busy places where young children learn all sorts of things, including social and emotional skills such as how to express feelings and how to work together with friends on a project. Here are some suggestions for helping your child develop social and emotional skills at home.

Puppets. Teachers sometimes talk with children about conflicts and help them think about solutions while using puppets and families can try this technique at home. Puppets are a great way to introduce children to feeling words like happy, sad, angry, and children will sometimes talk to puppets about their feelings. Puppets can also help in discussions about challenging topics, like getting to bed on time.

Think out loud. When your child hears your thinking process, it helps her understand how to cope with frustration and solve problems: “Whoops. My favorite shopping bag has a hole in it. I’d better take another one with me to the grocery store.”

Read bedtime stories. There is something magical about this end-of-the-day routine that makes it the ideal time for talking about feelings. Discuss the characters and events in the story. Invite your child to share her thoughts and feelings by asking questions: “What do you think he should do? How do you think she feels? What would you do if you were this character?”

Do a job together. Instead of asking your child to do a chore alone, do it with her. The two of you might fold laundry, set the table, rake leaves, or paint a wall. Help your child join in by shortening the handle of a broom to make it child-size or providing a small paintbrush or roller.

Play games. Card and board games and outdoor games such as tag or hop-scotch offer built-in opportunities for helping children learn to take turns, cooperate, handle frustration, and more. While playing games together, focus on fun instead of winning or losing.

Prevent potential problems. Before a friend comes to play, help your child put away toys he does not want to share. Before taking a bus to the zoo, provide a step-by-step explanation of what you will do: “We will wait at the bus stop for 5 minutes, then get on the bus and sit together and watch the sights go by for about 30 minutes [explain this as the length of one episode of a favorite TV show]. Then we will walk three blocks to the zoo and tour the lion house before anything else!” During the trip, remind your preschooler of what will happen next.

January Lesson Plan

As part of our "All About Me" unit in January, we will be learning about our five senses. We will be learning about different things that describe who we are. We will learn about hair color, eye color, height, and many other characteristics. Young children are naturally curious about the world around them and often use their senses to explore and learn. We set up 5 senses learning centers (touch, sight, sound, smell, and taste) in our classroom and we give children the opportunity to play, learn and discover in a way that is exciting, hands-on and developmentally appropriate! We will be focusing on stimulating one sense at a time.

Math: Our math centers are full of hands-on experiences. The children will work on patterning, number recognition, and geometric shapes.





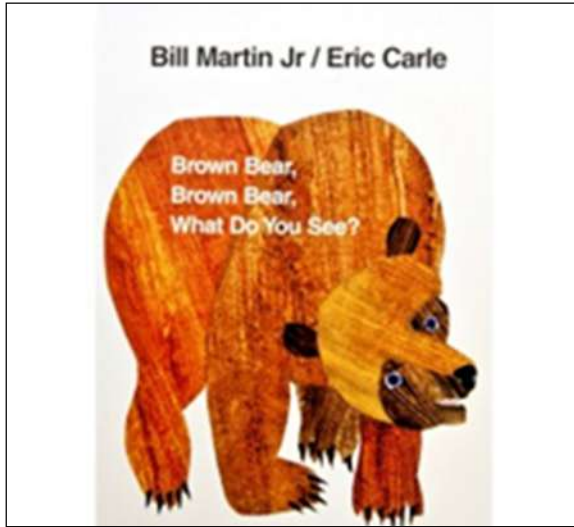
Language/Literacy: We will continue to work on alphabet recognition, the letter sounds Dd, Ee, Ff, and Gg and the sight words cat, hat, sat, mat. They will practice handwriting skills each day.

Science & Social Studies: Exploration is an important part of our classroom as well as becoming familiarized with daily routines. It helps develop language and self-esteem, and helps preschoolers recognize that everyone is different but special in their own way. Activities have been planned to focus on one sense per week.

Creative Arts: We will work on creating self-portraits using a guided art lesson technique, as well explore different textures and mediums for creating art. It encourages self-awareness, self-identity, self-esteem, and family relationships. Children will use fine motor and representation skills.

Music & Movement: Our little ones are very enthusiastic participants during music and movement lessons! They are working to perfect the songs "Head, Shoulders, Knees and Toes" and the "Five Senses" as well as our snack time and clean up songs.

READ! YOU WOULD BE SURPRISED WHAT YOU FIND



'FIVE SENSES SONG LYRICS'

I have two eyes So I can see,
And a nose to smell.
I have ten fingers That can touch,
They do it very well!



I have two ears So I can hear,
The birds up in the trees.
I have a tongue Inside my mouth,
To taste the food I eat.

I have two eyes So I can see,
And a nose to smell.
I have ten fingers That can touch,
They do it very well!



I have two ears So I can hear,
The birds up in the trees.
I have a tongue Inside my mouth,
To taste the food I eat.

I have two eyes So I can see,
And a nose to smell.
I have ten fingers That can touch,
They do it very well!



I have two ears So I can hear,
The birds up in the trees.
I have a tongue Inside my mouth,
To taste the food I eat.

Learning At Home Activities: Puppet Show

Create puppets out of paper bags, old socks, and popsicle sticks. Use markers, paper, and glue to decorate your puppets and turn them into characters!

Have a puppet show! Have your child give each puppet a name and set up a place in your house to put on a show! This could be behind the couch or countertop, or behind a blanket!



Estimated time: 20 minutes

Materials:

Paper bags, old socks, paper cutouts, or popsicle sticks
Markers, glue, and paper

Subject: The arts / social-emotional



Chocolate Cake

1. Put in a bowl:

90g of melted butter



1 cup of sugar



2 eggs



1/2 a cup of milk



1 cup of flour



1 teaspoon of
vanilla



2 tablespoons
of cocoa



2. Mix together well.

3. Put in tin.

4. Bake in oven for 35 minutes
at 180 degrees.

happinessishereblog.com