

PRESCHOOL NEWSLETTER

APRIL NEWSLETTER 2021

Message from the Director Mrs. Shabana Syed

Dear Parents,

The Holy Month of **Ramadan** is due to start on April 13th, 2021. Ramadan is the ninth month in the Islamic calendar and is a period of prayer, self-control, charity, and goodwill to others. It is an excellent opportunity for us to think about self-discipline and consideration of other people.

Part of Ramadan is fasting, which is one of the Five Pillars (fundamental religious duties) of Islam. Fasting has many benefits, such as feeling closer to Allah swt, establishing a healthier lifestyle, developing better habits, understanding of self, and establishing better relationships with others.

**May Allah swt shower his blessings on you and your families on this Ramadan!
Ramadan Kareem**



Thank you for taking the time to meet with me during Parent Teacher Conferences. Appreciate your time and effort. As teachers and parents, we work together in building your child's future. It was a joy to talk about your child and set goals together as a team. I hope you find these conferences as beneficial as I do. It is a wonderful opportunity to discuss your child's specific strengths and areas of need.

IF YOU HAVE QUESTIONS, PLEASE FEEL FREE TO CONTACT ME

APRIL 13TH, 2021
FIRST DAY OF RAMADAN

**NO SCHOOL
UPKEEP DAY
APRIL 9TH, 2021**

IMPORTANCE OF ROUTINES

At Little Angels Preschool, we have been busy setting classroom routines, modeling expectations for our young learners, and building relationships with your children. Teaching routines is important for children both at home and at school. I spend a lot of time the first few months of school establishing our classroom routines. This helps children learn self-control, reduces power struggles, guides behavior and safety, supports social skills, and helps children cope with transitions. It helps to make them feel safe and secure in what to expect next. What types of routines do you have established at home? Setting routines and expectations will make your life easier as a parent. I am getting to know and working on your child's strengths and areas of support! I will be observing them closely again the next couple of months so that we can gather the observational checkpoints.

As your child continues to grow, you will notice new and exciting abilities that your child develops. Skills such as making a stick figure, riding a tricycle for the first time, and singing the nursery rhymes are called developmental milestones. Children reach milestones in how they play, learn, speak, act, and move (jumping, skipping, speaking clearly, making stick figures, etc.) depending on their age.

Please remember to work on the **Ages and Stages Questionnaire**. This is a developmentally appropriate tool that displays a range of "appropriate development" for your child based on their age range (3–5 year old). As we gather this data, we continue to learn and assess through play! If you have questions, please feel free to contact me.

IF YOU HAVE QUESTIONS, PLEASE FEEL FREE TO CONTACT ME.



APRIL LESSON PLAN

THEME OF THE MONTH

RAMADAN AND ANIMALS EVERYWHERE

All kids seem to love animals. They seem to be fascinated by the different animals, and each child seems to have a favorite animal.

Zoo animals are a lot of fun to learn about in preschool and a great theme for any time of the year.

Most kids love pets and are innately intrigued by them. Pets are part of the family. Even preschoolers who do not have pets at home are interested in dogs, cats, fish, and other animals.

We find students looking through picture books of animals or playing with the puppets, stuffed animals, or figurines of those lovable creatures we have come to appreciate.

- This month, students will learn about the importance of Ramadan
- It is a month of fasting, giving, and prayer
- They will work on projects related to Ramadan
- Students will understand that they share their environment with many other animals and will be able to identify many of them.
- Animals come in many shapes and sizes, inhabit different places, and live in different ways
- Students will be able to identify animals and their offspring by their images and names.

VIDEOS BELOW FOR FUN SONGS ABOUT ANIMALS, LEARNING THE NAMES OF ANIMALS, AND THE SOUNDS THEY MAKE.

www.youtube.com/watch?v=8mdWb7i9aZ0&t=2s

www.youtube.com/watch?v=Woc5c8mePR4&t=5s

www.youtube.com/watch?v=bYkN5Qk_C8U&t=1s

www.youtube.com/watch?v=_Ir0Mc6Qilo

TO WRAP UP THIS UNIT WE WILL BE VISITING A LOCAL ANIMAL FARM AND THE ANIMAL RESCUE CENTER.




**LAST MONTH WAS ALL ABOUT TRANSPORTATION
AND DR SEUSS WEEK
CHECK OUT THE COOL PICTURES!**








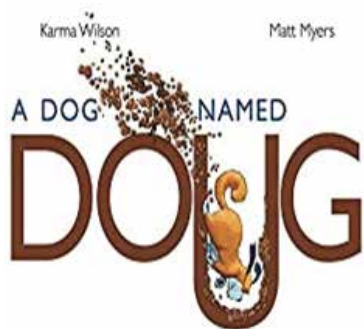



FIRST FIELD TRIP

BIG SHOUT OUT TO BR. AHMED AND BR. ADNAN!



ANIMAL BOOKS FOR PRESCHOOLERS

INCLUDES STORIES ABOUT FARM ANIMALS, ZOO ANIMALS, WOODLAND ANIMALS, AND MORE!



LEARNING AT HOME ACTIVITIES:

Learning At Home Activities: Bird's Nest of Sticks

Encourage your child to create their own bird's nest out of sticks! Have them observe a real bird's nest in your backyard or from a picture on your phone or computer. Gather small sticks around your back yard and neighborhood. Bend, break, and twist them into a small bowl. Ask your child what a bird might keep in their nest! Food? Leaves? Put your nest outside!



Estimated Time: 30 minutes

Materials:

Sticks, leaves, seeds, and tape/glue

Subject: Science

MINI MEATBALL HAMBURGERS

- 26 (1 LB) FULLY COOKED MEATBALLS
- 1 CUP KETCHUP
- 3 TBS DIJON HONEY MUSTARD
- 26 (2-INCH) ROLLS, SLICED IN HALF HORIZONTALLY
- 1 1/2 CUPS SWEET PICKLE RELISH

DIRECTIONS:

Preheat oven to 400 degrees. Place meatballs in a 8 x 8 or 9 x 9-inch pan. Bake for 25-30 minutes or until thoroughly heated. In a small bowl, combine ketchup and mustard. Place a heaping teaspoon of ketchup mixture on the bottom of roll. Place a meatball on top. Follow with a rounded teaspoon of pickle relish. Place top half of roll over top. Repeat for remaining meatballs and rolls. Serve immediately on a large platter.

